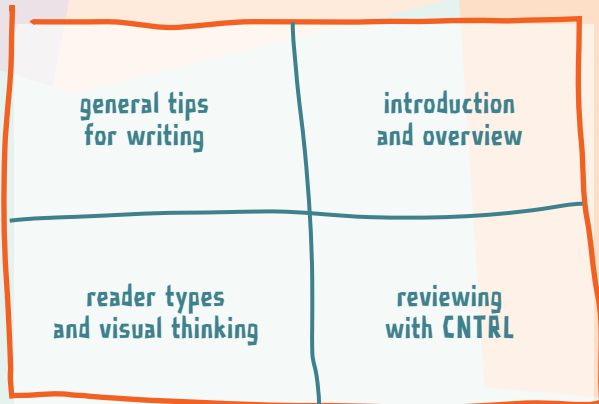


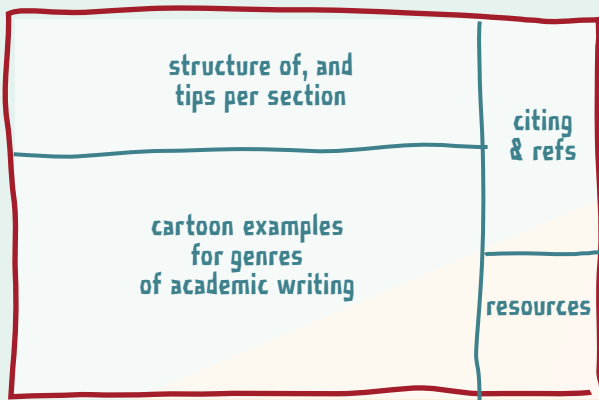
HOW TO USE THIS MAP

Maps have been compiled by explorers for centuries, to help those that come after them to travel the terrain. Likewise, these maps contain overviews, backgrounds, and tips to help designers make sense of a piece of terrain. //pj

FRONT



BACK



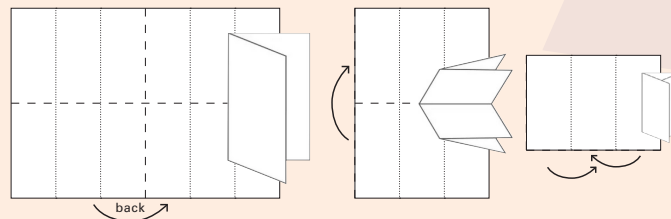
Academic writing follows conventions that are meant to optimize effectiveness (quality of findings) and efficiency (how easily the reader can find what he needs).

This Map brings together a number of lessons, tips, and hints about communication in general and academic writing in particular, paying special attention to the (visually oriented) skills and needs of designers as readers and writers.

Many of the principles in here are not just for academic papers. Also infographic posters, presentations, videos, and even agendas have to be clear, offer something new, true, and relevant, and do well to spark a like. But they have different makeup formats, and different opportunities for interaction and visual language.

COLOFON

Dear reader, this map is an ID4216 C&C draft version for a stand-alone information sheet with tips for writing (and other forms of communication). It is shaped like a tourist city-map, intended for A2. You may receive it in A3 format, unfolded. In that case, you may have to fold it yourself: the main page should be folded in two twice, then the result should be three columns, with this column ending up as the backside. Happy folding and unfolding.



<https://studiolab.ide.tudelft.nl/studiolab/mapofwriting/>
Pieter Jan Stappers, IDE TU Delft

version 0.9 - October 2020



map of

READING REVIEWING



academic

WRITING

