

Study groups

Steps

1. Register

2. Form a study group

3. Get to know the group

4. Following the course

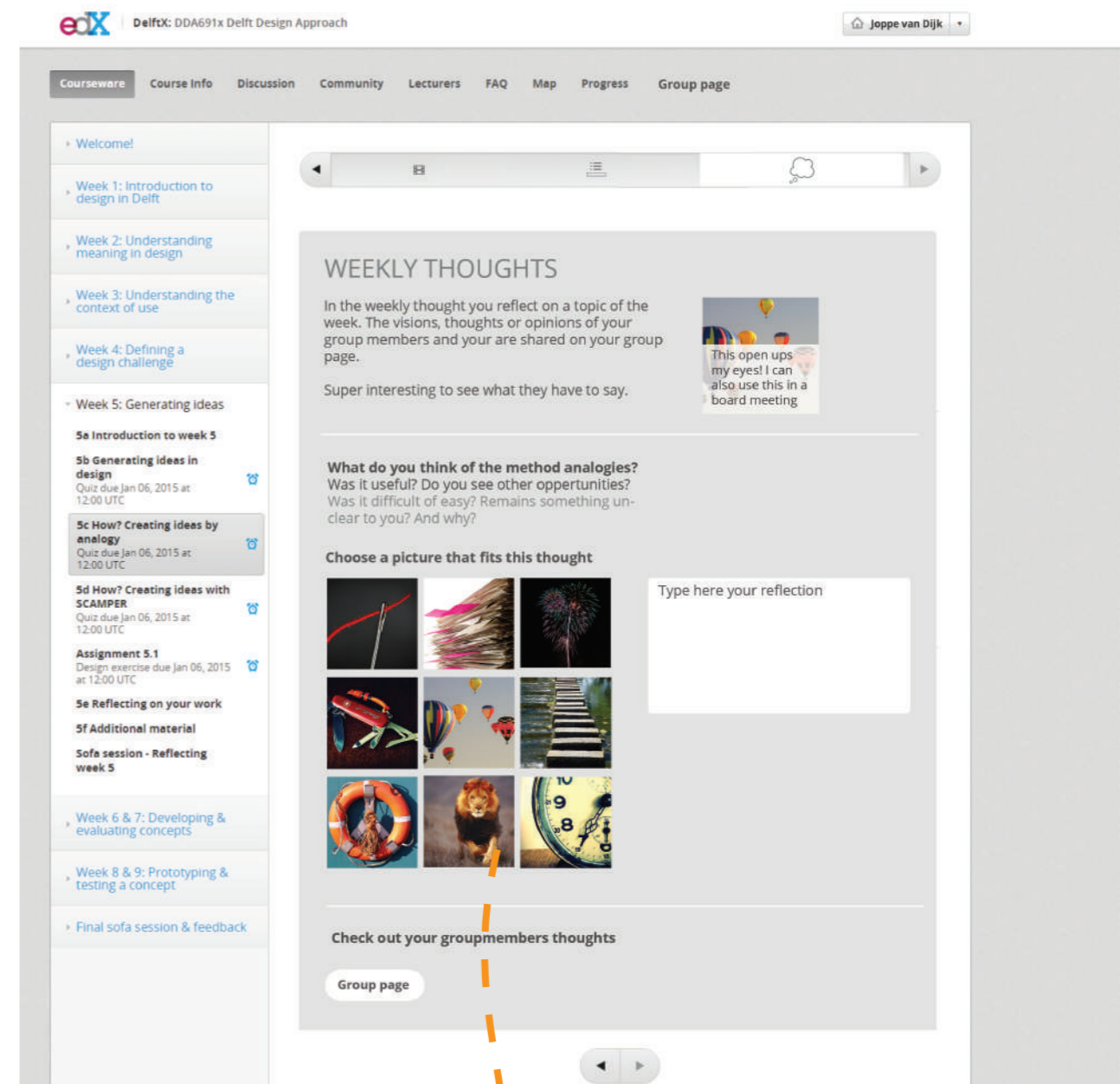
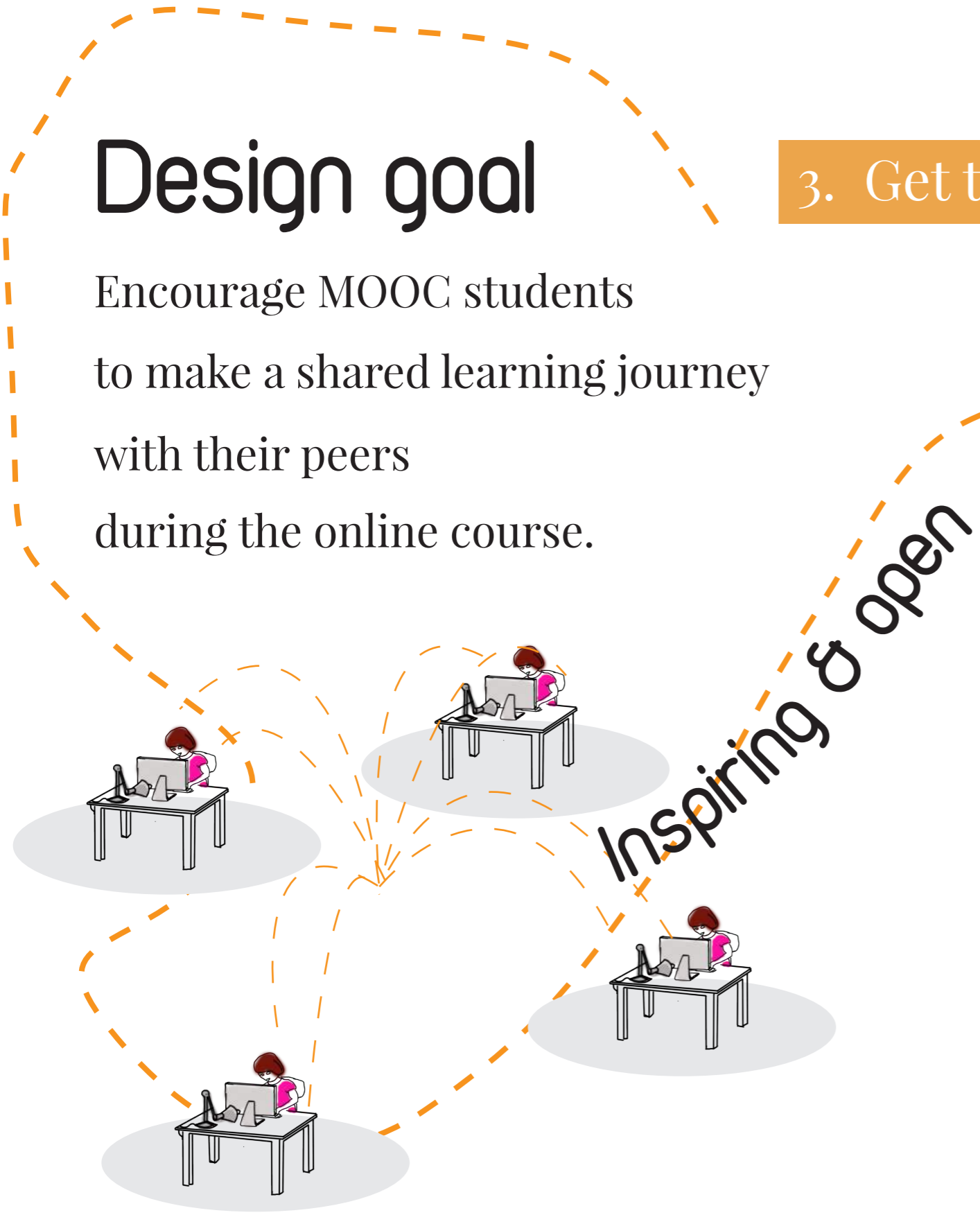
4.2 Weekly thoughts

4.3 Group page

Design goal

Encourage MOOC students to make a shared learning journey with their peers during the online course.

Inspiring & open



Group page

Your group Overview other groups


GRAPHIC DESIGN

ACTIVITY

- Hakon Owen starts discussion
- Christien Beek reacts on discussion

WEEKLY THOUGHTS

Week 1 Week 2 Week 3 Week 4 **Week 5** Week 6 Week 7 Week 8



Board

FILTER ? ☆ ? ? ? ?

I HAVE

- A QUESTION TO ASK
- SOME INSPIRATION TO SHARE
- A TOPIC TO TALK ABOUT
- AN ANNOUNCEMENT TO MAKE
- AN ASINGMENT TO SHARE

ADD

Hakon Owen

What are other design generation methods? Anyone?

Like

Christien Beek says: I think you can also use the HKJ method

Leave a coment

Esmee Haan

Does someone know if the golden circle of Simon Sinek also the samestory of Paul Hekkert?

Like

Leave a coment

Basti Holzer

+ 5 Like

Hakon Owen says I love this! Such a good video

Thank you Kathrin for sharing this. The company IDEO is always interesting to me


Eliza Hunt says

Leave a coment

Reflect & share

WEEKLY THOUGHTS

Week 1 Week 2 Week 3 Week 4 **Week 5** Week 6 Week 7 Week 8



Esmee Haan

I will try to elaborate more on my ideas in the future

Basti Holzer

It really worked for me this method. I feel like a lion :)